

SHIMANO

TOTAL TECHNICAL SUPPORT

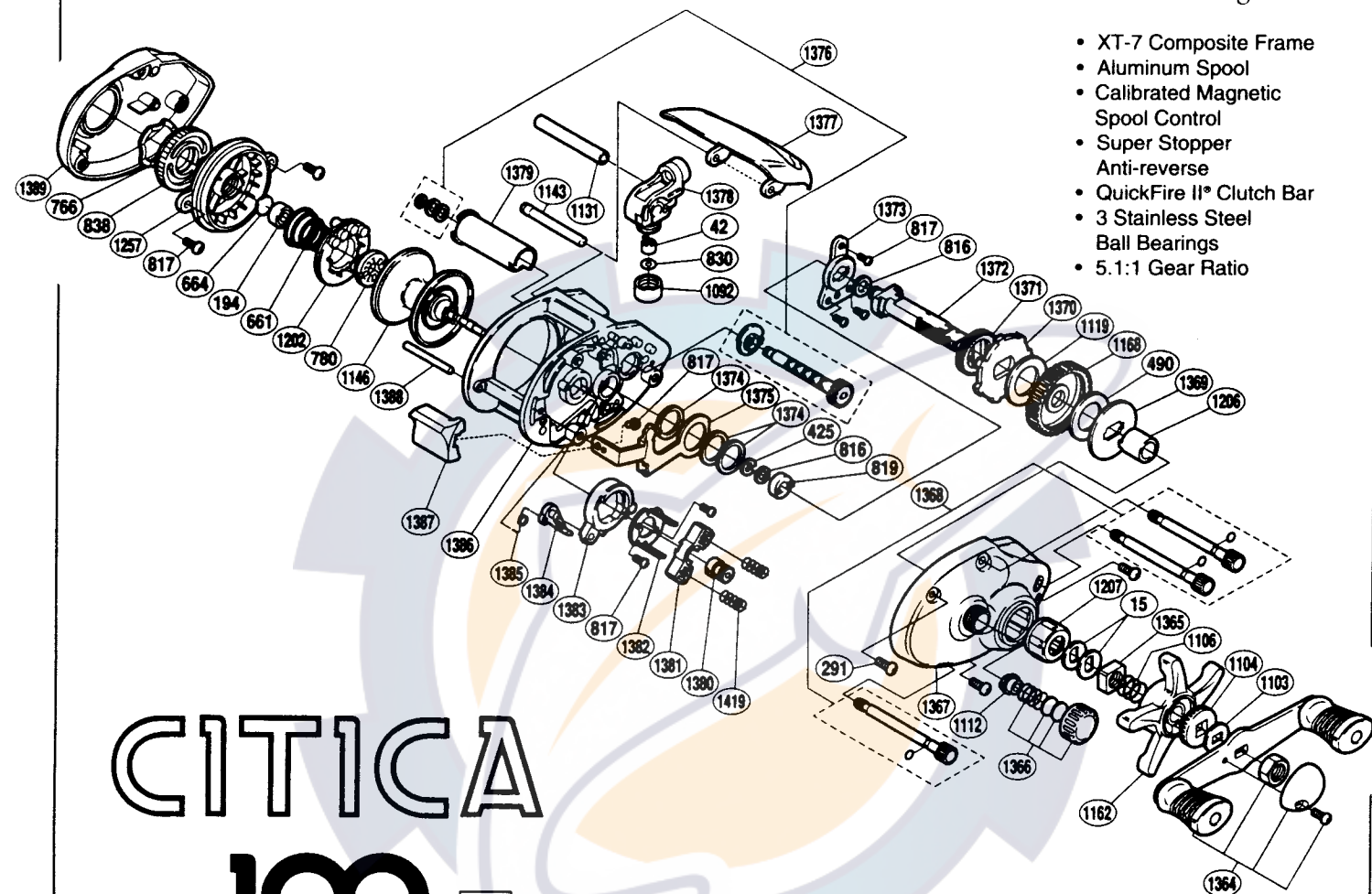
FIS

## 1993 SUPPLEMENT

BANTAM® CITICA™  
Baitcasting Reels

Exhilarating

- XT-7 Composite Frame
- Aluminum Spool
- Calibrated Magnetic Spool Control
- Super Stopper Anti-reverse
- QuickFire II® Clutch Bar
- 3 Stainless Steel Ball Bearings
- 5.1:1 Gear Ratio



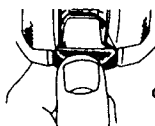
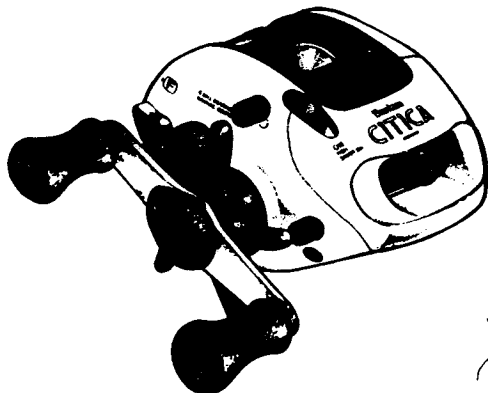
# CITICA

## 100

### 93

## EXPLODED PARTS VIEW

MODEL NO.	LINE / CAPACITY	GEAR RATIO	WT. (OZ.)	BEARINGS
CI-100A	8/210, 12/120, 14/110	5.1:1	9.1	2 ball, 1 roller



Citica™ gives you maximum control with it's QuickFire II clutch bar directly behind the spool.

The purpose of a fishing trip is to have fun. A big part of this fun is playing with all the equipment (i.e. sorting the lures in the tackle box, steering the boat, wearing your favorite clothes). A solid, superbly operating reel only helps to heighten the pleasure of the experience.

Cranking Citica's new long-throw handle with soft oversized paddles, retrieving a deep-diving crankbait on it's smoothly geared 3 bearing drive train, and feeling a fish pulling line off it's super smooth drag is nothing but fun! Citica™ is not only fun, but also convenient. The QuickFire II® clutch bar is located directly behind the spool for maximum thumbing control, and the modern, ergonomic shape rests comfortably in the hand. Last, but not least, Citica™ has been made to be even more reliable. This year the clutch system has been redesigned and improved to insure solid and decisive engagement.